



# CLAMPS

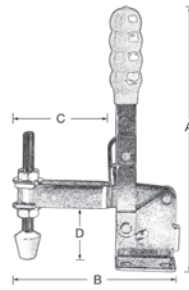


## Hold Down Clamps

- Commonly used clamps in manufacturing
- Perfect for holding work pieces in place
- Durable steel construction

### VERTICAL HOLD-DOWN CLAMPS

- Includes bonded neoprene-tipped spindle and flanged washers
- Open arm provides adjustable spindle location



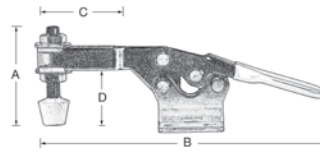
Model No.	Holding Cap. lbs.	Dimensions"				Base			Wt. lbs.	Price /Each
		A	B	C	D	L"	x	W"		
TLV625	200	4	2 1/2	1	1	1	x	1 3/4	0.34	
TLV626	375	6	4 5/8	2 3/4	1 1/4	1 13/16	x	1 7/16	0.65	
TLV627	600	8 1/8	4 13/16	3	1 3/4	1 7/8	x	2 1/2	1.25	

TLV626



### HORIZONTAL HOLD-DOWN CLAMPS

- Includes bonded neoprene-tipped spindle and flanged washers
- Low height design is ideal when space is a concern
- Open arm provides adjustable spindle location




Model No.	Holding Cap. lbs.	Dimensions"				Base			Wt. lbs.	Price /Each
		A	B	C	D	L"	x	W"		
TLV628	200	1 1/16	5 5/8	2 1/4	1	1 7/16	x	1 7/16	0.28	
TLV629	500	1 13/16	6 3/4	2 11/16	1 5/16	1 3/8	x	1 1/2	0.52	

TLV628




### LATCH CLAMPS

- Commonly used to hold molds, dies, and jigs together
- Includes latch plate



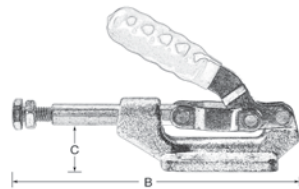
Model No.	Holding Cap. lbs.	Dimensions"		Base			Wt. lbs.	Price /Each
		A	B	L"	x	W"		
TLV630	360	1 1/4	4	1 1/16	x	1	0.16	
TLV631	700	1 5/8	6 7/8	1 1/2	x	1 11/16	0.55	

TLV630



### STRAIGHT LINE CLAMPS

- Commonly used in assembly operations or with welding jigs



Model No.	Holding Cap. lbs.	Dimensions"			Base			Wt. lbs.	Price /Each
		A	B	C	L"	x	W"		
TLV632	600	3 1/8	5 5/8	1 1/2	1 7/8	x	2 1/4	0.80	
TLV633	300	4 5/16	4 1/2	-	N/A			0.42	

TLV632



TLV633

## Auto-Adjust Toggle Clamps

- Automatically adjust to variations in work piece dimensions
- The integrated clamping force adjustment screw can be used to create an actually applied clamping force from 25 to 550 lbs. (max holding capacity of 700 lbs.)
- The large (2 1/4" x 2 1/2") flanged base is designed for use with 1/4" or M6 fasteners
- The removable non-marring plastic cap is included on the 7/8" diameter swivel pads



Model No.	Mfg. No.	Opening"	Clamping Force Range (lbs.)	Holding Capacity (lbs.)	Price /Each
<b>HORIZONTAL TOGGLE CLAMPS</b>					
TN8028	STC-HH20	13/16	25 - 550	450	
TLV284	STC-HH50	1 9/16	25 - 550	700	
TLV285	STC-HH70	2 3/8	25 - 550	700	
<b>INLINE TOGGLE CLAMPS</b>					
TN8029	STC-IHH15	3/8	25 - 550	450	
TLV286	STC-IHH25	5/8	25 - 550	700	

TLV284



TLV286

