






FLEX™

Welding

STANDARD	BACKREST / CHESTPLATE	
	Ergonomic padded backrest (15" w x 12,5" h)	
	SEAT	
	High resilience Velva foam (19.75" w x 14.5" d x 2" h)	
	Profiled seat (19,75" w x 16" d x 2" h)	
	MECHANISM	
	Backrest height adjustment	
	Backrest angle adjustment (0° à 90°)	
	BASES	
	Industrial steel 20,25" w x 27,5" d	
5 roulettes en caoutchouc de 3"		
HEIGHT ADJUSTMENT OF THE BACKREST/CHEST-PLATE		
CASTERS / GLIDES		
3" rubber casters (slow rolling)		

OPTIONS	HEIGHT ADJUSTMENT OF THE BACKREST/ CHESTPLATE	
	Cylinder 80 mm (14,5"-17")	
	Cylinder 100 mm (16"-19")	
	Cylinder 200 mm (19"-27")	
	Cylinder 270 mm (22,5"-33")	
CASTERS / GLIDERS		
3" rubber casters with brake (slow rolling)		
3" double rubber casters (fast rolling)		
3" double rubber casters with brake (fast rolling)		
2" glides		
3" glides		

ADDITIONAL OPTIONS	Memory foam (seat)
	Memory foam (backrest / chestplate)
	Tool compartement (11" w x 6" d x 1" h)
	Tool compartement (19" w x 8" d x 1" h)