




## Scaffolding

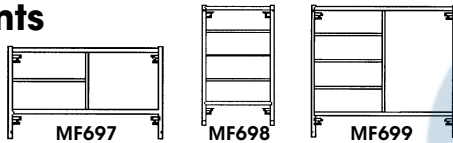
Meets OSHA and CAN/CSAS269.2-M87. End frames include coupling and spring pins for stacking. The frame's perimeter tubing is 1 11/16" outside diameter, 13 gauge and the interior tubing is 1" diameter, 16 gauge. Anti-slip blue baked-on powder coat for improved durability. Galvanized cross braces are made of 1", 16 gauge tubular steel. Includes 2 end frames and 2 cross braces or build your own scaffold from components offered on the next page.



**Note: Please go to next page to see components and accessories for this product**

		COMPONENTS								
Model No.	Size (L" x W" x H")	MF697 END FRAME 60" L X 36" H SCAFFOLDING	MF698 END FRAME 30" L X 60" H SCAFFOLDING	MF699 END FRAME 60" L X 60" H SCAFFOLDING	MF700 CROSS BRACES 1" DIA. 84" W X 24" H GALVANIZED 16GA	MF701 CROSS BRACES 1" DIA. 84" W X 48" H GALVANIZED 16GA	MF702 CROSS BRACES 1" DIA. 120" W X 24" H GALVANIZED 16GA	MF703 CROSS BRACES 1" DIA. 120" W X 48" H GALVANIZED 16GA	Wt. Lbs.	Price /Each
MP507	84 x 60 x 36	2	-	-	2	-	-	-	82	
MF692	84 x 30 x 60	-	2	-	-	2	-	-	80	
MP508	84 x 60 x 60	-	-	2	-	2	-	-	104	
MF694	120 x 60 x 36	2	-	-	-	-	2	-	90	
MP509	120 x 30 x 60	-	2	-	-	-	-	2	88	
MP510	120 x 60 x 60	-	-	2	-	-	-	2	112	

## Components




### END FRAMES

Model No.	Width"	Height"	Wt. lbs.	Price/Each
MF697	60	36	32	
MF698	30	60	31	
MF699	60	60	43	



### ARCHS

Model No.	Width"	Height"	Wt. lbs.	Price/Each
MF706	60	78	41	
MF707	60	78	45	



### CROSS BRACES

One cross brace must be installed at each end frame or arch for maximum stability. 1" diameter, 16 gauge galvanized tubing.

Model No.	W"	H"	Wt. lbs.	Price/Each
MF700	84	24	9	
MF701	84	48	10	
MF702	120	24	13	
MF703	120	48	14	

### DIAGONAL BRACES

Diagonal braces must be installed on free-standing and wall mounted scaffolds. 1" diameter, 16 gauge galvanized tubing.

Model No.	W"	H"	Wt. lbs.	Price/Each
MF713	84	30	5	
MF716	84	60	6	
MF717	120	30	7	
MF720	120	60	8	

## High Work Maintenance Platforms

- Convert forklift truck into safe, efficient work platform
- Take care of overhead maintenance problems without setting up ladders or scaffolds
- Non-skid platform
- 72" safety mesh backscreen keeps operator and equipment away from lift mechanism
- Forks slip easily into pockets and are secured with safety chains
- Load capacity: 1000 lbs.
- No assembly required

### NOTE:

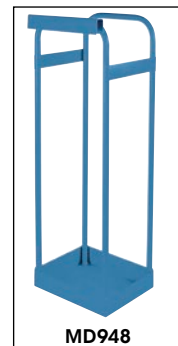
Kleton maintenance platforms meet or exceed ASME B56.1 safety standard when a safety harness and lanyard are worn.



Model No.	Description	Wt. lbs.	Price/Each
MD444	High Work Platform - 36" x 36" platform	230	
MH800	High Work Platform - 48" x 48" platform	300	
MD338	Optional 6" Caster Kit	10	
MD948*	Light Bulb Caddy 15" W x 15" D x 43" H	25	

### OPTIONAL TOOL TRAYS


MI787	36" L x 4" W x 3" D, Fits on model MD444	-	
MI788	48" L x 4" W x 3" D, Fits on model MH800	-	



MD948



MD444



MI787