



## F.I.T.™ No. 540 & No. 541

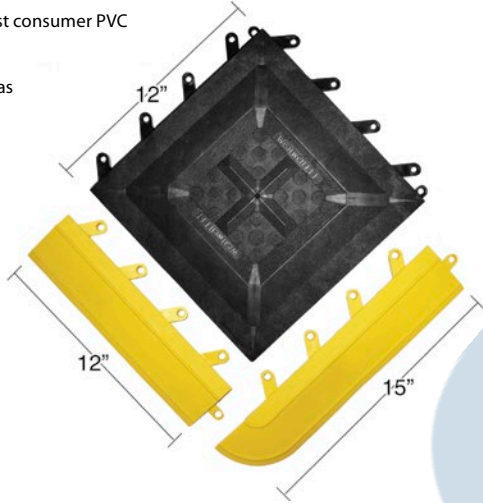
### FUNCTIONAL INTERLOCKING TILES FOR INDUSTRIAL & COMMERCIAL AREAS

Innovation made simple: The most versatile, functional and comfortable 12" x 12" modular tile ever created.

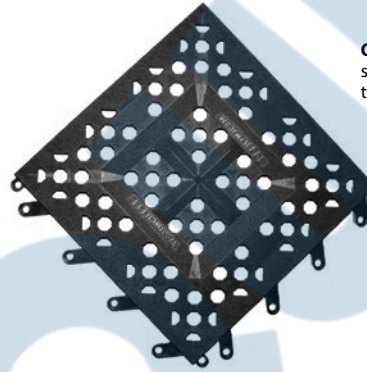
- Best interlocking system – angular LockSafe® interlocking system provides a stronger connection, yet the tiles easily "zip" apart for re-positioning
- Exceptional comfort – ergonomic design and PVC formula dramatically reduce fatigue and lead to increased productivity
- Easy ramp system – one ramp fits both "male" and "female" edges
- No-fuss installation – just snap the tiles together and configure to fit your exact work spaces
- Outstanding value for your cost reduction initiatives – save on replacement costs, installation time, and employee lost time
- Thickness: 5/8"
- Green rating: > 40% post consumer PVC

- Unlike other modular ergonomic flooring systems, large installations of F.I.T.™ can be rolled-up for quick cleaning, repositioning or storage
- It's amazing LockSafe® interlocking system works like flexible hinges to hold tiles together even when large connected sections are tightly rolled
- F.I.T.™ is designed for onsite customization - the tiles can be cut every 3" and still connect
- Just cut the tiles and reconnect for a seamless installation
- This unique feature makes F.I.T.™ the most versatile interlocking tile on the market and facilitates total coverage of areas with multiple work centres and equipment with unusual shapes

**SOLID** – for use in dry areas



**OPEN** – for use in wet areas - surface slants toward holes to facilitate drainage







**1-YEAR WARRANTY**



Model No.	Description	Dimensions			Qty /Case	Colour	Price /Each
		W"	x	L"			
SBA982	Open No. 540, Case	12	x	12	20	Black	
SBA983	Solid No. 541, Case	12	x	12	20	Black	
<b>RAMPS &amp; CORNERS</b>							
SBA986	Ramp No. 540, Case	3	x	12	20	Black	
SBA987	Ramp No. 540, Case	3	x	12	20	Yellow	
SBA988	Ramp w/Corner No. 540, Case	3	x	15	4	Black	
SBA989	Ramp w/Corner No. 540, Case	3	x	15	4	Yellow	

## F.I.T.™ Kits No. 546 Emergency Shower Station Mats

- Simple and compact emergency eyewash and shower mats kits
- Easy to assemble, no cutting or tools required
- Patented LockSafe® connections simply snap together and zip apart
- Green is recommended for eyewash stations and red for shower stations
- Highly visible mats designate the location of emergency stations
- Created for high visibility per ANSI recommendations
- Elevates user above hazardous overflow
- Conforms to ANSI Z535.1-1998 standard
- Available in two sizes
- 5/8" thick
- **Contents:**  
6 Tiles  
2 Male Corner Ramps  
1 Male Ramp w/o Tab  
2 Male Ramps w/Tab  
2 Female Ramps



**1-YEAR WARRANTY**

Model No.	Dimensions			Colour	Price /Each
	W"	x	L"		
SEG993	27	x	30	Green w/Yellow Border	
SEG994	27	x	30	Red w/Yellow Border	
SEG995	27	x	42	Green w/Yellow Border	
SEG996	27	x	42	Red w/Yellow Border	