



CORE BITS

Thin Wall Core Bits

CUP, CENTRE PIN & GUIDE PLATE ONLY

Bit Size"	Model No.	Price /Each
1 1/2	TE977	
1 3/4	TE978	
2	TE979	
2 1/2	TE980	
3	TE981	
3 1/2	TE982	
4	TE983	
5	TE984	
6	TE985	



Usable cut depth of 3".

Thick Wall Core Bits

CUP, CENTRE PIN & GUIDE PLATE ONLY

Bit Size"	Model No.	Price /Each
1 1/2	TJ012	
1 3/4	TJ013	
2	TJ014	
2 1/2	TJ015	
3	TJ016	
3 1/2	TJ017	
4	TJ018	
5	TJ019	
6	TJ020	



Usable cut depth of 4 3/8"

SDS+ Thin Wall Core Bit Adapters

(Not included with core bit)

Model No.	Mfg. No.	Length"	Price /Each
FOR USE WITH 1" TO 1 1/2" CORE BITS			
TE997	48-03-3545	8	
TE998	48-03-3551	12	
FOR USE WITH 1 3/4" TO 3 1/2" CORE BITS			
TE999	48-03-3555	8	
TJ001	48-03-3561	12	



Spline Thin Wall Core Bit Adapters


(Not included with core bit)

Model No.	Mfg. No.	Length"	Price /Each
FOR USE WITH 1 3/4" TO 6" CORE BITS			
TJ004	48-03-3540	12	




REPLACEMENT GUIDE PLATES

Bit Size"	Model No.	Price /Each
1 1/2	TE988	
1 3/4	TE989	
2	TE990	
2 1/2	TE991	
3	TE992	
3 1/2	TE993	
4	TE994	
5	TE995	
6	TE996	



REPLACEMENT GUIDE PLATES

Bit Size"	Model No.	Price /Each
1 1/2	TJ023	
1 3/4	TJ024	
2	TJ025	
2 1/2	TJ026	
3	TJ027	
3 1/2	TJ028	
4	TJ029	
5	TJ030	
6	TJ031	



Spline Thick Wall Core Bit Adapters

(Not included with core bit)

Model No.	Mfg. No.	Length"	Price /Each
FOR USE WITH 1 1/2" TO 6" CORE BIT			
TJ034	48-03-3564	12	
TJ035	48-03-3565	18	



Replacement Centre Pins

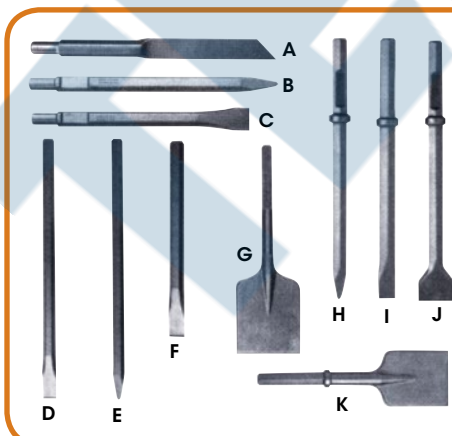
For 1 1/4" to 1 1/2" core bit

Model No. TJ006
Mfg. No. 48-20-6150
Price/Each \$

For 1 3/4" to 6" core bit

Model No. TJ007
Mfg. No. 48-20-6155
Price/Each \$

1" and 1/8" core bits do not require centre pins



Points & Chisels

Model No.	Mfg. No.	Description	Code	Shank Type	Price /Each
TJ154	48-62-2080	Mortar cutting chisel 12"	A	For spline drive hammers	
TJ156	48-62-2000	Bull point 12"	B	For spline drive hammers	
TJ157	48-62-2010	Bull point 18"	B	For spline drive hammers	
TJ158	48-62-2040	Scaling chisel 1 1/4" W x 12" L	C	For spline drive hammers	
TJ159	48-62-2050	Scaling chisel 2" W x 12" L	C	For spline drive hammers	
TJ160	48-62-3000	Bull point 12"	D	3/4" hex	
TJ161	48-62-3005	Bull point 18"	E	3/4" hex	
TJ162	48-62-3010	Flat chisel 12"	F	3/4" hex	
TJ164	48-62-3090	Asphalt cutter 16 1/2"	G	3/4" hex	
TJ165	48-62-4000	Moil point 20"	H	Ringed 1 1/8" hex	
TJ166	48-62-4005	Narrow chisel 20 1/2"	I	Ringed 1 1/8" hex	
TJ167	48-62-4010	Chisel 3" - 20 1/2"	J	Ringed 1 1/8" hex	
TJ168	48-62-4020	Asphalt cutter 5" W x 17 1/2" L	K	Ringed 1 1/8" hex	